



Pre- Kindergarten

JK Community Farm



Field Trip

Objectives & Rules

The JK Community Farm is deeply grateful to the growing community of generous supporters who have fostered the development of our education programming

Young children are naturally curious and creative thinkers, we hope to help children develop a solid foundation for understanding of the natural world, nutrition, and agriculture.. Please use this time to explore the JK Community Farm and make connections with your child's curriculum and nature. Our education activities were carefully curated to meet Virginia's standards of learning for each grade level and integrated into the JK Community Farm.

For our self guided field trips, rules provide the structure necessary for an engaging and productive class. Please be mindful of social distancing at the JK Community Farm, masks are optional as long as distance is maintained. Please be gentle with our plants as they are growing to feed families in our community in need of our help.



Essential Questions

Discuss these questions with your students throughout the field trip.

How do seeds grow?

What are the seasons?




What grows on farms?

Which foods help our bodies grow?

What are your favorite fruits and vegetables?

Identify which foods grow on a farm

What are they? and how are the others made?



Garden Observations



Activity

Explore the JK Community Farm and spend time noticing what is growing. Take time to observe closely. **Can you create a picture based on something you saw in the garden?** Ask the student share a story about what they drew and observed.

Questions

- Can you identify the different plants?
- What's growing?
- What's ready to harvest?
- What's the weather like?

Materials

Blank Paper
Writing/ Drawing Surface
Colored Pencils or Crayons

Rainbow Scavenger Hunt



Activity

Walk through the garden with the students and observe the colors you see. Take time to observe closely.

Can you count how many colors you can find? Ask the students to identify each vegetable and the color.

Don't forget to test taste!

Questions

- What colors do you see?
- How many colors did you see?
- What do the different colors of produce mean?
- What is your favorite vegetable to eat?
- What is your favorite color?

Materials

Paint Chips
Colored Pencils or Crayons
to match the colors you find

Explore and Discuss

At the JK Community Farm



Nutrition

Food contains nutrients that our bodies need to live and grow. Nutrients allow us to move, think, digest, rebuild, and heal.

We get the most nutrients from our food when it is local, seasonal, colorful, and organic.



Bee Hives

Discuss how bees play an essential role in agriculture - pollinating crops, increasing yields and producing honey.

Over 1/3 of the food we eat relies on pollination by bees.



Food Insecurity

Food Insecurity is when a person or family does not have consistent access to enough food for a healthy life.

The JK Community Farm donates all of the food grown to local food pantries to make sure everyone has access to healthy food



Here are some tips to cultivate a culture of caring in young children

Offering opportunities for outdoor play will promote an essential connection to nature. Through caring relationships with nature, our food and our communities, children become interested in engaging in a healthy and just present and future.



Duration

Try to keep the duration of the project short. Young children's interests change rapidly. Service learning will be most effective if children start and finish the project in a short amount of time.



Listen

Listen to children when they have an idea for making a difference. Ask them questions to guide their thinking about what may or may not be feasible.



Make Connections

Help children make connections between their interests, experiences, and learning by asking, "how can we help?" and "Is there something we can do?"

is everything clear?

Please find Samantha and Farmer Mike at the Farm for any questions.

We'd love to help!

www.jkcommunityfarm.org



Thank you for a lovely field trip

We hope you had a great time and learned a lot! Below is some additional information on the farm!

Volunteer

We welcome volunteers of all ages throughout the season to join us for planting and harvesting projects. Sign up is available at

www.jkcommunityfarm.org/volunteer

Donate

As a nonprofit, we rely on our community to help us grow. This year the JK Community Farm will donate 135,000 lbs of healthy food to the food insecure in our region, but we need your help to expand.

www.jkcommunityfarm.org/donate

Follow

Keep up with the farm and events on social media

[@jkcommunityfarm](https://www.instagram.com/jkcommunityfarm)

We're on instagram, Facebook, and LinkedIn!



JK COMMUNITY FARM